



**Fédération
Cynologique
Internationale**

For Dogs Worldwide



FCI MODEL FOR

HET NEDERLANDSE KOOIKERHONDJE

POWERPOINT PRESENTATION OF YOUR FCI RECOGNIZED **NATIVE BREED(S)**

Breed by Breed Education

(FCI Show Judges Commission, Cartagena, February 2013)

Breed


Kooikerhondje

- ← *FCI Group 8 Breed number 314*
- ← *Flushing Dogs – Water dogs.*
- ← *Date of publication of the official valid standard
19/01/2011*


History of the breed

- Used in duck decoys.
- They lured the ducks into the decoy with a gaily waving tail.
- The Kooikerhondje also guarded the duck decoy and kept it free from vermin.


History of the breed

- During World War II Baronesse Van Hardenbroek van Ammerstol begin to recreate the Kooikerhondje.
 - Pedlars helped her to find representative dogs
 - First litter was in 1943
 - 1966 first draft of the breed standard
 - 1971 first official breed standard and recognition.
- 

Work and character

- Only a few work in a duck decoy today
 - The breed association gives demonstrations about the duck decoy technique using wicker mats (fences)
 - Because of their active nature, they do well in sports like agility, flyball, obedience.
- 

Work and character

- The Dutch Kooikerhondje is attractive and friendly but he has a lively, spirited temperament.
 - For working in a decoy, he must be calm and confidence and have a lot of perseverance and endurance.
 - To lure the ducks, there must be a good cooperation with the decoy boss. Here we see the alert expression and will to please.
- 

Breed standard

BRIEF HISTORICAL SUMMERY

In 1942, during the Second World War, the Baroness Van Hardenbroek van Ammerstol began to recreate the Kooikerhondje. She gave a picture of the type of dog she was looking for to a pedlar and asked him to look out for such dogs. At a farm in the province of Friesland he found the bitch now well known as Tommy. She became the founding bitch of the Kooikerhondje. In 1966 the Raad van Beheer adopted the interim breed and in 1971 the breed was officially recognized.

The Kooikerhondje was and still is used in the duck decoys. His task is still to lure the ducks into the decoy with his gaily waving tail; he does not hunt the ducks. He calmly moves between the decoy screens in order to provoke the ducks' curiosity and lure them further down the decoy pipe where the ducks are captured in a trap. They are either killed for the table or ringed for ornithological research.

Breed standard

GENERAL APPEARANCE

The Kooikerhondje is a harmoniously built orange-red parti-coloured small sporting dog of almost square body proportions.

He moves with his head held high; in action the well-feathered waving tail is carried level with, or above, the topline.

The ears have black hair at the tip, the so-called earrings.

The dog is presented with a natural, untrimmed coat.



Breed standard


GENERAL APPEARANCE




Good example of the breed

Breed standard

GENERAL APPEARANCE



*Almost square body proportions
(As required in the breeding standard)*



Too stretched

Breed standard

IMPORTANT PROPORTIONS

The length of the body from the point of the shoulder (at the scapula/humerus) to the point of the buttocks may be slightly longer than the height at the withers.

Skull and muzzle are of about equal length.



Breed standard



Too short muzzle



Good muzzle

Breed standard

BEHAVIOUR / TEMPERAMENT

Lively and agile, self-confident and with sufficient perseverance and stamina, good natured and alert, however not noisy. The breed is faithful, easy-going and friendly.

Outside the hunting season the dog is expected to find and kill vermin, hence he needs to be keen, swift and tough. He is a true sporting dog, being attentive and energetic and having a zest for working and with a cheerful character.

Breed standard

By 'keen, swift and tough' we mean that the dog is spirited / enthusiastic and active.

The word 'keen' has more than one meaning and can also indicate biting, which is not the correct explanation.

Lively and agile are important values for the Kooikerhondje. Does the dog stand without any energy, without interest for his environment or owner?

Than this is not the right behaviour.

We also don't want to see too shy or anxious dogs



Breed standard

HEAD

The head is of moderate length, fitting in with the general appearance, clean-cut, with flowing lines.



Nice heads

Breed standard

As mentioned in the general appearance, the Kooikerhondje wears his head a little bit high when he is moving.

When you draw an imaginary line over his back you will see that the head is a bit above this line.



Breed standard

CRANIAL REGION :

Skull: *Sufficiently broad, moderately rounded.*

Stop: *Seen in profile clearly visible
but not too deep.*



Correct shape of skull



Skull a bit too round

Breed standard

FACIAL REGION :

Nose:

Black and well developed



Less pigment



Good pigment

Breed standard

FACIAL REGION :

Muzzle:

Seen from the side not too deep and slightly wedge-shaped; seen from above not tapering too much and well-filled under the eyes.



Make sure that the chin is broad and clear. Otherwise the muzzle appears too snipey.

Breed standard



*Too much tapering in the muzzle,
so the muzzle is a bit snikey.*



*Also a bit too much tapering and
under the eyes not enough fullness*

Breed standard

FACIAL REGION :

Lips: Preferably well-pigmented, close-fitting and not overhanging.



Nice tight lips



Lips less tight but acceptable

Breed standard

FACIAL REGION :

Jaws/Teeth: *Scissor bite; complete dentition is desirable.*
Pincer bite is accepted but less desirable.

Breed standard

Eyes : *Almond-shaped, dark brown with a friendly, alert expression.*

The eyes of a Kooikerhondje need to be level in the head. The form of the eye is almond shaped. That's almost the same as oval, but the corners are bit sharper in shape.



Almond shaped eyes



Round eyes

Breed standard

The colour of the eye should be dark brown.

Sometimes we see a blue eye. Mostly it's when the blaze is so wide that the eye is in the white blaze, but not always.



Beautiful dark brown eye



Blue eye

Breed standard

Eyes: the eyelids and rims

The eyelids need to fit nicely around the eyeball; drooping eyelids are undesirable. You should not be able to see the third eyelid or the haw. The rim of the eye should have good pigmentation and the eye must be well set (neither protruding or deepset).

The Kooikerhondje also have pigmented rims. Those, and the colour and shape of the eyes determine the expression.

Breed standard

Ears

Moderately large, set on just above the line from the point of the nose to the corner of the eye.

The ears are carried close to the cheeks without a fold. Well feathered;

Black hair tips (“earrings”) are highly desirable.

And, of course, ask for the dog's attention. When the ears are perked up, the ears shouldn't be higher than the skull.

Breed standard

According to the breed standard, the ears must be placed on an imaginary line from the tip of the nose to the corner of the eye.



Breed standard

When the ears are perked up, the ears shouldn't be higher than the skull.

The ear should fold over gently, lie closely against the head and should be moderately long.

Sometimes, the auricle is strongly developed, and the ear doesn't fold at the base but further out, preventing it from lying flat against the head. This is considered a fault.

Breed standard



Good earset



Too high earset

Breed standard





Too low earset



Open ears

Breed standard

A treasured characteristic of the kooikerhondje is the black hairtips on his ears. They can be plentiful, they can be sparse, they can be long, or just the same length of the other hair of the ears.



Breed standard

NECK:

Strongly muscled, of sufficient length and clean-cut.

A short neck can be an indication of a front that is placed too far forward.

You can see that the front legs are not well placed under the body and the neck seems short.



Breed standard

BODY:

Topline: Smooth line from the withers to the tail.

Back: Strong and straight, rather short.



Breed standard

Loin: Of sufficient length and width, strongly muscled.

Croup: Slightly sloping and sufficiently broad; the length of the croup should be 1.5 times the width.

Breed standard

The Kooikerhondje should have an obvious and little round 'butt'




Good croup



Downward sloping

Breed standard

Chest: Reaching to the elbows with sufficient spring of ribs.
Sufficiently developed forechest.



Breed standard

Underline and belly:

Slight tuck-up towards the loin.



Good underline



Sloping underline



Flat underline

Breed standard

TAIL:

Set on so as to follow the topline of the body, carried level with the topline or almost straight up (gaily).

Well-feathered with a white plume.

The last vertebra should reach the hock joint.



Breed standard

The tip of the tail of the Kooikerhondje must reach the hock joint. You don't measure the fur, just the last vertebra.

When the dog stands, the tail remains in a lowered position, except for the last third, which should point upwards in a gentle curve.

When the dog moves, the tail should flow straight outwards, following the topline with a slight bend upwards at the tip but not so as to curl.

This, together with the white plume, makes the ducks curious and encourages them to follow the dog into the gate or trap.

Breed standard



Correct tail set when standing and in action

Breed standard



Acceptable tailset



tail carried too high



Ringtail

Breed standard

Because the tail is functional for the use of the Kooikerhondje, we pay a lot of attention to the tail. More than we usually do with other breeds.



*Nice plume, but
wrong tailset*

Breed standard

LIMBS

FOREQUARTERS:

Shoulder: Shoulder sufficiently sloping in order to create a flowing line from neck to back.

Upper arm: Well-angulated towards shoulder blade that is of equal length.

Breed standard



Steep angulations



Good angulations

Breed standard

Elbow: Close to the body.

Forearm: Straight and parallel, strong bone of sufficient density and length.

Metacarpus (Pastern): Strong and slightly oblique.

Forefeet: Small, slightly oval, compact with well-knit toes pointing forward.

Breed standard



Good pasterns



Steep pasterns



Weak pasterns

The form of the feet should be oval.

Breed standard

LIMBS

HINDQUARTERS:

*General appearance: Well angulated, straight and parallel seen from the rear.
Strong bone.*

Breed standard



Good angulation



Poor angulation



Too much angulation

Breed standard

Thigh: *Well muscled.*

Lower thigh: *Length equal to thigh.*

Hock joint: *Well let down.*

Hind feet: *As forefeet.*

Breed standard

GAIT / MOVEMENT:

Should be flowing and springy, well extended, with good drive. Limbs parallel.

Breed standard

The movement of the Kooikerhondjes should be light footed, and very easy.

In the front and in the rear, he must place his limbs parallel.

He must have a good stride, meaning he has good power in the rear just before he places his hind feet to the front.



Breed standard

COAT:

Hair:

Of medium length, slightly wavy or straight and close lying. Soft hair. Well-developed undercoat.

Front legs should have moderate feathering reaching to the pastern joints.

Hind legs should have fairly long feathered breeches; no feathering below the hock joints. The coat on the head, the front part of the legs and the feet should be short. Sufficiently feathered on the underside of the tail. Longer hair on throat and forechest. Earrings (long feathered black hairtips) are highly desirable.

Breed standard

The coat is more partially long with good feathers than longhaired. We often see a slight wave of a coat that tends to curl or show an open coat.

Neutering of dogs (males and females) has a negative influence on the coat condition. It becomes longer, smooth and tangles very easily.

The feathers on the back of the front legs are too short to be bushy and so it is just feathered.

Breed standard

We sometimes see a slight wave of a coat that tends to curl or show an open coat.



Too wavy or curly



Coat too open

Breed standard

COAT: Colour:

Distinct patches of clear orange-red colour on pure white although a few small spots on the legs are accepted.

The orange-red colour should be predominant. Some black hair intermingling with the orange-red colour and a slight form of ticking are accepted but less desirable.

Breed standard

The Kooikerhondje is a parti- coloured dog.

So we prefer a good division of the colour.

We prefer it to be white with orange patches and the orange colour should be just a little more than the white colour.



Nice markings



Too much white



*Mantle, too much orange,
but allowed*

Breed standard

The orange colour should be with an warm orange-red colour.

We also see the orange-yellow colour, which is less desirable. Or too many black hairs in the orange marks.



A bit too yellow



A bit too pale



A bit too much black hair tips in the orange

Breed standard

Colouring on the head:

A clearly visible blaze running down to the nose.

There should be colouring on the cheeks and around the eyes.

A blaze that is too narrow or too wide or only partly coloured cheeks is less desirable.

A black tail ring where the colour changes from orange-red to white is permitted.

Breed standard

Sometimes the Kooikerhondje has a black tail ring.
This is definitely not a flaw and not a kind of tricolour.
In fact, it's the same genetic cause of the black ear rings.
Mostly the dogs with a tail ring also have obvious earrings.



Breed standard

In the disqualifying faults we see a black and white or a tricolour. Black and white, we don't see so often, but the tricolour is more common.



Breed standard

With tricoloured dogs we see at a black and white dog with tan marks. Tricolour (tan) we can see on the cheeks, the legs, at the inner side of the ears, above the eyes and/or under the tail.

Some dogs looks like black dogs, but when you take a closer look, only the hair tips are black. This is not a tricolour as mentioned In the breeding standard.




Breed standard

We also see ticking on the legs, the muzzle and sometimes on the body. We prefer not to see any ticking, but don't be too hard on a few spots.



Breed standard



These three Kooikerhondjes have nice markings on the head.

Breed standard

The breed standard is quite clear about the colour on the face:

A clearly visible blaze running down to the nose. There should be colouring on the cheeks and around the eyes. A blaze that is too narrow or too wide or only partly coloured cheeks is less desirable.

In the severe faults, there are also remarks about the colour on the head:

White colour on ears, partly or completely. White hair around eyes, one or both.

Breed standard

Not covered in the standard, but the way we prefer it, is that the coloured parts are until the corner of the mouth. We also like it to be symmetric.



Broad blaze and a small blaze.

Breed standard

Severe faults:

In the pictures below we see that the marks on the head show too much white, which is not allowed.

These dogs shouldn't have more than the qualification "Good" at a dog show. These faults are written in the standard under the severe faults.



Both eyes are in the white area and the right ear is partial white



*One eye is in the white area
We also call this a 'pirate'.*



*Coloured ears,
but no colour around the eyes*

Breed standard

Size

Ideal height at the withers:

Males: 40 cms.

Females: 38 cms.

Tolerance: 2 cms over or 3 cms under the ideal heights are permitted.

Breed standard

When the dog is well balanced though, he is forgiven for being a little too small or too high. After all it is an ideal size.

What's more important than the height is the length of the front legs. A dog with legs that are too short, but has a good size, has a bigger flaw than a dog with a good length of legs, but two centimetres too high.

Breed standard

Mostly we see that the dogs that are a bit too big have good length of leg.

But we must be careful that the Kooikerhondje doesn't get too big.

After all it must be still a KooikerhondJE. The last two LETTERS means that it's a small dog.

We also must pay attention that the Kooikerhondje is not too heavy or too broad. He must still show the flowing and springy movement.



Good length of legs



Too short length of legs

Breed standard

FAULTS:

Any departure from the foregoing points should be considered a fault and the seriousness with which the fault should be regarded should be in exact proportion to its degree and the functional health and welfare of the dog and on its ability to perform its traditional work.

- *Ears too small.*
- *Ears half-erect, “flying ears”.*
- *Tail that is curled.*
- *Hackney gait.*
- *Curly or silky hair.*
- *Colour that is heavily interspersed with black hairs in the orange-red patches.*
- *Too much ticking.*
- *Over maximum size or under minimum size.*

Breed standard

SEVERE FAULTS:

- *Anxious behaviour.*
- *Distinctly low on legs, out of proportion.*
- *Wall eye.*
- *Undershot or overshot bite.*
- *Tail too short, not reaching hock-joint.*
- *White colour on ears, partly or completely.*
- *White hair around eyes, one or both.*

Breed standard

DISQUALIFYING FAULTS:

- *Aggressive or overly shy.*
- *Any dog clearly showing physical or behavioural abnormalities shall be disqualified.*
- *Colour that is black and white or tricolour.*


N.B.: Male animals should have two apparently normal testicles fully descended into the scrotum.

Disqualifying points

- At this moment, there are no disqualifying faults, other than the behavior and the absence of one or two testicles in a male.

Disqualifying points

The major faults that the judges should be aware of are:

- Too stretched in body
 - Low legged
 - Too snipey in head
 - Too steep pelvis / tucked under.
 - Front placed too far forward
- 

Related breeds

- Breeds that have been used to develop this breed:



Epagneul Breton

Related breeds

- Breeds that have been used to develop this breed:



White Keeshond

Related breeds

- Breeds that have been used to develop this breed:



Cavalier King Charles Spaniel

Related breeds

- Breeds that have been used to develop this breed:



Welsh Springer Spaniel

Problems to take into account


Health problems

There are no health problems to take into account when judging. Sometimes we see improperly fitting eye lids.

For breeding, they must be tested in Holland for Von Willebrands Disease, ENM and Luxating Patellas. Epilepsy, and Polymyositis are also sometimes seen in the breed.

Problems to take into account

Behaviour problems

- The Kooikerhondje can be a bit wary and shy in the beginning. Don't start with bending over the dog to judge him, but first let him get use to you by smelling your hand.
 - The Kooikerhondje must not be scared or shaking in the ring.
- 

Problems to take into account

Movement should not be a problem.

- They should move easily and be light footed. The elbows must be close to the chest.
- When walking, a lot of Kooikerhondjes have a tail that's carried too high or even in a curl.

Thank you for
your time in learning about
Judging the Dutch
kooikerhondje!

