



**Fédération  
Cynologique  
Internationale**

For Dogs Worldwide



***POWERPOINT PRESENTATION OF  
DANISH-SWEDISH FARMDOG***


# Breed by Breed Education

This presentation was created in cooperation between  
Dansk/svensk gårdhundeklub, Denmark and Rasklubban för dansk-svensk gårdshund, Sweden

# Breed

- ← *FCI Group 2 Breed number 356*
- ← *Date of publication of the official valid standard 19.05.2009*

# Table of contents

- History of the breed
  - Work and character
  - Breed standard
  - Disqualifying points
  - Judging the breed
  - Related breeds
  - Similar breeds
  - Problems to take into account
  - Pictures of breed typical dogs
- 

# History of the breed

No one knows the origin of the breed with certainty, but the breed is very old. Dog skeletons found in Viking burial sites are similar to Farmdog types.

In any case, typical Danish-Swedish Farmdogs have been found in all of the “old” Denmark, from Scania to Schleswig Holstein, and even Normandy.

Until the 60's this little farmdog could be found all over in the countryside of Denmark and southern Sweden.



# History of the breed





# History of the breed

**The gentleman in the center of the stairs is Crown Prince Gustav. He later became King Gustav the fifth of Sweden. The picture was taken in 1902 at a hunt at Skabersjö castle**





# History of the breed



It is evident that the breed has existed, and been an important part of the family- and farming life throughout centuries in Denmark and southern Sweden.

Old paintings and some of the earliest photography includes these small dogs, which without any doubt, are the forefathers of the current population.

# History of the breed

During the industrialization, there were fewer and fewer small farms in Denmark and Scania. At the same time, the population of farmdogs decreased. Fortunately, a few country folks continued the breeding of the dogs. This was however, entirely unorganized.

Throughout the 1970's some people involved with Danish Kennel Club work, became aware of that perhaps here was an interesting dog breed.

During the 1980's it became clear to DKK's committee for national and forgotten breeds, that it was important to save the breed.

The awareness was also directed to southern Sweden as well, as this had been part of the old Danish farming country.

# History of the breed

In Sweden some generations of the breed had already been recorded in a non-official registry. The hand written records date back to the early 1960's.

The dogs had been recorded as "Scania Terrier".

Once the Danish and Swedish kennel clubs compared notes, it became obvious that the breed for one thing was the same in both countries, and for another, that is was indeed not a terrier, but a pincher.

The registration of the farmdogs, and a breeding program was launched.

# History of the breed



Situation from the Swedish certification in 1986

In 1986 the Swedish kennel club held it's first certification of the new breed, and around 100 dogs were approved and recorded in the SKK pedigree.

While the Swedish pedigree has been closed for certifications since 2005, the Danish pedigree remains open for new certifications, which – though in very limited numbers – still has occurred in 2016.



# History of the breed

In 1987, the first 130 farmdogs were registered in DKK's X- registry, and in 1989, the breed was shown officially for the first time in Denmark at the World dog show in Bella Center.

Through close cooperation between the Danish Kennel Club and the Swedish Kennel Club, the breed was successfully provisionally approved by FCI in 2008. The breed is still not CACIB qualified.



Picture from one of the original first certifications in Denmark

# Work and character

The farmdog's jobs were many and had many characters. First of all, along with the cats, it kept mice, rats and other vermin away from stable and house.

This is an important ability, which continues to be well preserved in the dogs. Towards rodents it is a cold blooded murderer.

The farmdog also barked a loud alert, when a stranger was approaching the farm. The purpose being to notify about the stranger's presence, not to chase him away.

This is also still an important ability, that they alert when someone arrive, but that they quit soon, once the owner has accepted and let the visitor in.



# Work and character

Being that the farmdog is full of spunk and always happy, they were also the kids' playmate. The same abilities also took them to circus.

The friendly, outgoing, open minded, attentive, consequently easy learning behavior characterize the breed.

Therefore all of these qualities are highly desired.

Some farmdogs were also used for hunting, and to help bring the cows in from the field.

However these utilities – hunting and herding – were not originally among the main purposes of the breed, and are therefore not necessary or required.

# Work and character

Even though the farmdog originally, amongst other, was used as a guard dog, it is important to highlight, that it must never show aggression, when it barks at strangers approaching.

The barking is strictly a “door bell” function.

A reserved and shy farmdog has a completely un-typical temperament, which we consider strongly un-wanted and disapprove of.

It must be friendly, and greeting with a high lifted, and wagging tail.

The farmdog is very bright and agile. It is flashing fast – an important ability, when it has to catch rats and mice.

# Work and character



The urge to chase rodents continues to be well preserved in the dogs

# Breed standard

FCI-Standard N°356 / 19.05.2009 / GB

## DANISH-SWEDISH FARMDOG





## Standard:

### **Translation:**

Renée Sporre-Willes  
in collaboration with Jennifer  
Mulholland.

**Origin :** Denmark and Sweden

### **Utilization:**

Farm and companion dog

### **Classification :**

Group 2

Pinscher and Schnauzer – Molossoid breeds  
Swiss Mountain and Cattle Dogs  
Section 1.1 Pinscher Type  
Without working trial.

## Comments:

The standard is written in Swedish and from there translated to English.

Originally there was one or two farmdogs in most of the small farms in Scania and Denmark.

The farmdog was utilized to catch mice and rats, as “door bell”, and as a family dog.

It is important to note that the farmdog is a pinscher type, rather than a terrier type.

## Standard:

### **Brief historical summary:**

Recognised in Denmark and Sweden in 1987 under the breed name Danish-Swedish farmdog. The breed has been known for a long time on farms in Denmark and Sweden. The farmdog is used as a watch dog, ratter and companion.

## Comments:

During the industrialization, there were fewer and fewer small farms in Denmark and Scania. At the same time, the population of farmdogs decreased. Fortunately a few country folks continued the breeding of the dogs. This was however, entirely un-organized.

During the 1980's it was clear to DKK's committee for national and forgotten breeds, that it was important to save the breed.

The registration of the farmdogs and a breeding program was launched.

In 1986/1987 the first farmdogs were registered in SKK and DKK's X-registry, and in 1989 the breed was shown officially for the first time in Denmark at the World dog show in Bella Center.

Through close corporation between the Danish and the Swedish Kennel Clubs, the breed was successfully provisionally approved by FCI in 2008. The breed is still not CACIB qualified.

## Standard:

### **General appearance:**

A small, compact and slightly rectangular dog. Known to mature late.

## Comments:

Farmdogs develop slowly. This should be considered, when it is judged.

The breed is not fully developed until the age of 3-4 years – in some cases even later for males.

The proportions must be correct in young dogs, but they generally appear less compact, than dogs that are more than 4 years old.



*This very breed typical masculine male on the picture has an overall excellent appearance, acceptable marked fore chest and excellent proportions*



*A very breed typical feminine female of excellent proportions and appearance.*





*This dog is in the top left picture  
13 months old,*

*In the top right picture 4 years  
old,*

*and in the bottom picture 6  
years old.*

## Standard:

**Important proportions:** The body should be slightly rectangular, 9:10. The proportions between depth of chest and height at withers should be 1:2

**Behaviour/temperament:**  
Alert, attentive and lively.

## Comments:

The dog should be slightly longer than tall. It must not give the impression of either long or short legs.

Even though the farmdog originally, amongst other, was used as a guard dog, it is important to highlight, that it must never show aggression, when it barks at strangers approaching. It is strictly a “door bell” function.

A reserved and shy farmdog has a completely untypical temperament.

It must be friendly, and greeting with a high lifted, and wagging tail.

The farmdog is very bright and agile. It is flashing fast – an important ability, when it has to catch rats and mice.

## Standard:

## Comments:

### **Head:**

Head should be triangular in shape and a bit small in proportion to body.

### Cranial region:

Skull: Rather broad and slightly rounded. Stop: Well defined.

The relatively small head should form an equilateral triangle. The rather broad skull creates the basis, and the head is gradually narrowing towards the muzzle, which is slightly shorter than the skull.

The triangular shape is only correct, when the cheeks are not too pronounced. On the other hand, there should be well filled under the eyes.

It is important that the stop is well defined, without being too deep.

It is also important to observe that the stop is actual stop. The arch of the eye brows can make a poor stop appear better.

The skull is only slightly rounded. Round and/or coarse skull and "snub nose" gives a completely untypical impression.

It is also untypical with narrow skull or flat cheeks. This gives a terrier-like expression.



Excellent breed typical male head



Excellent breed typical female head, perhaps with slightly large/heavy ears

Note: Clear differentiation between the genders is important, the male head clearly a masculine expression, and the female head a feminine expression





Excellent head with correct proportions, well filled muzzle and correct stop.



Profile of head with good proportions, yet a bit snipey, better stop could be desired, and muzzle could be more well filled.  
This is also an example of that a well defined arch of the eye brows can make a poor stop appear better.



Breed typical head of older male, clearly masculine, without exaggeration.



Breed typical head of older female, clearly feminine, without exaggeration.

Note: Clear differentiation between the genders is important, the male head clearly a masculine expression, and the female head a feminine expression

## Standard:

### Facial region:

Nose: Colour in accordance with colour of patches.

Muzzle: Well developed and gradually narrowing towards the nose but must not give a snipy impression. Muzzle slightly shorter than the skull. Nosebridge straight.

Jaws/teeth: Jaws strong. Scissors bite with even and well developed incisors. Pincer bite tolerated.

Cheeks: Pronounced without exaggeration.

## Comments:

Since the farmdog is a rat dog, it is important that both jaws and teeth are well developed.

Weak and narrow muzzles with narrow jaws and small teeth, must be judged as a fault.

Pincer bite is accepted, but undershot bite must be judged as a serious fault.

Many farmdogs are short of a few pre-molars, and this should be judged relative to the dog's other qualities. Missing P3 and P4 must be judged as faults.

## Standard:

Eyes: Medium sized, slightly rounded, neither protruding nor sunken. Attentive and kind expression. Dark eye colour in dogs with black patches. Slightly lighter eye colour permissible in dogs with yellow or liver brown patches.

## Comments:

Eyes should be slightly rounded.

Completely round or protruding eyes is a fault, as well as small and deep set eyes are.

The eyes should be as dark as possible.

Dogs with yellow or brown spots often have lighter eyes, which are harmonic with the color of the spots. Even with these colors in the markings, light yellow eyes are not desirable.

Occasionally we see eyes that are set too much on an angle/slanted, which disturbs the expression.

One or two blue eyes occur occasionally. The breed standard calls for dark eyes. Blue eyes are undesired, and should be considered as a fault.





Excellent male head, but the eyes are slightly too light



Female with the expression disturbed by the upright ears. Further the eyes are too round, and the head shape does not give impression of being triangular.

## Standard:

Ears: Medium sized. Rose or button, in both cases the fold should be just above the skull.  
Button ears: The tip should lie close to cheeks.

## Comments:

The ears should be of medium size.  
Heavy, long, hound-like ears are unwanted. It takes away the impression of a small head.

The breed can have either rose ears or button ears. But it is not unusual to see one with one of each.  
This should be remarked when the dog is judged.

Upright ears is a serious fault, and this must be reflected in the judgement.

The farmdog uses the ears quite a lot, and it's mood is often reflected in how it carries the ears. It is not unusual to see a dog, which at one moment has rose ears, and in the next moment button ears.

The ears must neither be too high, nor too low set.



Correct rose ears.



Correct button ears not too heavy and not too big.





This male has quite too large ears, and too deep set eyes.



Ears are rose ears, but they are both set and folded too high, which gives a much too "flighty" expression. Aside from the ears, the eyes on this dog also appear a bit too protruding, which further disturbs the expression.

## Standard:

### Neck:

Of medium length, strong and slightly arched. No throatiness.

## Comments:

The neck must be of medium length.  
In males with the desired slightly arched neck line, this gives the neck a powerful impression.

Loose throat skin is a fault.

Since the head is rather small, the neck can appear more powerful, than it is.

The neck must never give an elegant impression.



Good strong neck of correct medium length



Neck which is too long and elegant

## Standard:

### **Body:**

Compact with good substance.

Loin: Short, broad and slightly arched.

Croup: Slightly rounded.

Chest: Long, deep and roomy with very well sprung ribs. Forechest well defined.

Underline and belly: Belly only slightly tucked up.

## Comments:

Slightly rounded croup must never be confused with dropping or sloping croup.

Sloping croup does not match with the breed's free movements.

The body is substantial because of the deep and roomy rib cage, which also must be with good spring of ribs.

The rib cage must be relatively wide compared to the size of the dog. This gives good room for heart and lungs. The long rib cage and short loin, makes for an only slightly tucked up belly.

Again it is important to note that the breed develops slowly.

A fully developed compact body cannot be expected until the age of 4, but it is important that the proportions are correct in young dogs.





Correct loin and croup



Example of a too flat loin and croup, here further combined with a high tail set






Dog with long rib cage, well defined fore chest and correct under line



Dog with too short rib cage, too tucked up under line and no spring of ribs



Correct front, and correct width in the front.



Too narrow in the front

## Standard:

### **Tail:**

Not set too high. Naturally long tail or naturally short tail (stumpy tail). Tail should be carried straight, with a slight curve or like a sickle.

## Comments:

The slightly rounded croup causes the tail not to be set too high.

If the tail is set too high, the croup is too flat. This gives impression of terrier-type.

Puppies can be born with natural bob-tail, or no tail at all. Bob-tail is seen in all possible lengths.

Dogs with long tail can carry it straight, with a slight curve, or even more curved like a sickle. We like a happy tail carried over the back like a sickle.

The tail carried rolled up, or flat along the back are faults.

The over-all impression is a happy and curious dog, who's tail is not hanging down. Most often the dog wags the tail when it is moving or is getting attention.





Tail carried correct and correct set



Tail slightly high set, but carried correctly





This tail is carried too flat, almost on to the back



This tail is curled too much

## Standard:

### **Limbs:**

#### FOREQUARTERS:

General appearance: Forelegs straight and parallel. The front is broader than the ribcage.

Shoulder: Oblique.

Upper arm: Oblique.

Metacarpus (Pastern): Strong and springy.

Forefeet: Small, oval and almost tightly knit.

## Comments:

Due to the wide and deep chest the front legs are placed rather wide.

They must however never be placed so broadly, that the movements turn paddling.

The upper arm must be normally angled to the shoulder.

The paws must neither be hare feet, nor cat paws.

It is desirable that the upper arm is as long as the shoulder.

Occasionally short and steep upper arms are seen in the breed, which affect the movements negatively, and should be remarked in the judgement of the dog.



Rather steep upper arm



Correctly oblique upper arm and shoulder.

## Standard:

## Comments:

### HINDQUARTERS:

General appearance: Parallel and well muscled.

Thigh: Fairly broad.

Stifle (Knee): Well angulated.

Hock joint: Well angulated.


Hind feet: Small, oval and almost tightly knit.

The rear must be well angled in knee and hock.  
The rear legs must have good muscle, which gives rather wide thighs.





Very poor angulation rear.



Correct rear angulation

## Standard:

### **Gait/movement:**

Parallel and free.

## Comments:

Due to the rib cage's shape and width, the front legs move on a wider track than the rear legs.

The movements must be parallel front and rear.

Young dogs are commonly appearing loose in the front movements, but this must stabilize as they develop, if the chest fills out correctly.

If the croup is too sloping and/or there are slight angulations in the rear, the rear leg movements become too short.

If the shoulder is too steep or the upper arm too short, the front movements become too tripping and not efficient enough.



Correct breed typical movement of moderate steps

## Standard:

### **Coat:**

HAIR: Short and smooth. Harsh on body.

### COLOUR:

White dominating. Patches of different colours, sizes and combinations permissible, (black, tan, yellow, brown, badger and all shades of fawn).

Patches also on head, with or without tan markings. Flecking permissible.

## Comments:

The coat must not be thin and "transparent". Nor must it be too long, wavy, course or wire haired. It must be hard on the body. Too soft coat is a fault.

The coat has to be able to keep straw and dust away from the skin, when the dog is rat hunting in the barn, or wood shed, as well as it has to be able to keep tall grass and humidity away from the skin, when the dog is in the field to help herd the cattle in for milking. So it must be close.

Feathering on tail and legs are a fault.

Since white color must dominate, it should be remarked if the entire body is colored, without white between the body and head, or between the body and tail.

Small spots in the white is accepted, but should be noticed.



# Coat colors

- The following shows examples of some of the most common color varieties. The dogs are all of correct overall type. The dog in the last picture is also of correct type, though has too much color











## Standard:

### **Size:**

Height at the withers:

Males 34–37 cm.

Females 32–35 cm.

Tolerance +/- 2 cm.

## Comments:

Even though there is a rather great tolerance in the height, one must remember that the overall impression must be the one of a small, compact dog.

## Standard:

### **Faults:**

Any departure from the foregoing points should be considered a fault and the seriousness with which the fault should be regarded should be in exact proportion to its degree and its effect on the health and welfare of the dog.

- Elegant general appearance
- Low on legs
- Prick ears
- Neck too long
- Lack of depth in chest
- Flat or short ribcage
- Narrow in front
- Steep croup
- Curled tail or tail carried flat on back.
- Head all white.

### **Disqualifying faults:**

- Aggressive or overly shy.
- Any dog showing physical or behavioural abnormalities shall be disqualified.

**N. B:** Male animals should have two apparently normal testicles fully descended into the scrotum.

Only functionally and clinically healthy dogs, with breed typical conformation should be used for breeding.

## Comments:

A farmdog has to give the impression of being unelegant and compact, but all the while still be agile, bright, and flashing fast.

Temperament is crucial and even slight aggression must never be interpreted as guarding behavior. Farmdogs must be friendly and curious.

# Disqualifying points

- Faults and disqualifying faults are covered in the breed standard. There is no further grouping of faults, which means that there are no specified major faults.

# Judging the breed

The breed is in group 2's section 1.1. (pinschers and schnauzers) without utility trial.

Therefore there is no trial to confirm or prove the breed's ability to fulfill its original "job", but the countries of origin still find it important, that the function of being able to catch rats and mice still is kept in mind, when judging and looking at the dogs.

This means athletic and agile dogs of substantial body, without being light, sporty, or elegant, and on the other end of the scale, without being so stout, that it prevents its agility.



# Judging the breed

Over all impression must be of a moderately rectangular, compact, small dog.

It is important that it does not appear elegant.

The topline has to be slightly arched by the loin. No other pincher breeds have to have this top line, it is very special only for the Danish/Swedish Farmdog.

The topline must not be too straight or flat – too terrier like.

While the topline has to be slightly arched, it is not to compromise the good angulation, giving the dog ability to move correctly.

# Judging the breed

Correct movements are with moderate steps and push.

If too well angulated the steps will become too long, and the gait too floating. It is not supposed to move like a German shepherd.

On the other end of the scale, the steps are not to become too short and tripping.

If the body is too short, the dog moves with legs lifting too high, or have tendency to move on two tracks. If the body is too long, the gait becomes too long and floating.

It has to be in between with the Danish-Swedish farmdog.

# Judging the breed

The head and the expression is significant to the breed.

The correct expression is of a forward directed look.

Slanted eyes, placed low on the cheeks, give the wrong expression.

# Related breeds

- We do not assume that this breed was developed from other specific breeds (known as such today), but rather has origin in some old pinscher type of dog, probably from before the Viking era.

Today we do see signs of other breeds having been mixed in, i.e. fox terrier, and a hound variety, but those have been mixed into the breed in more current time, and were not part of the origin.



# Similar breeds


- Dogs of similar type and purpose can be found world wide.

Several other breeds can appear very much like this breed, in particular individuals that are borderline acceptable to their breed standard.

In this matter a not perfect Danish-Swedish Farmdog can appear almost the same as a not perfect dog of another breed, i.e. Smooth Coated Fox Terrier, Jack Russell Terrier, Parson Russell Terrier, Terrier Brasileiro etc. etc.

Once again it is important to note that the farmdog is a pinscher type. It should never give impression of terrier type.

# Problems to take into account

- The breed does not have any breed specific health disorders.
  - Occasionally dogs with incorrect temperament occur.
- 

# Pictures of breed typical dogs

- The following is a Collection of very breed typical dogs, all with various detail flaws

















































# Thanks.

- Photo credits:

Helene Riisgaard Pedersen

Lars Borup

Marika Lindelöf

Ole Walldo

Susanne Ragnarsson

Stig Jørgensen

Marco Adelborg

Göran Cajhagen

Lars Adeheimer

Annette Andersson

Signe Jensen